



Real Fyre • 2025 Vented Collection Brochure • R H Peterson Co.

PREMIUM GAS LOG SETS  
**Vented Collection**

RH  PETERSON co.

  
CRAFTED WITH PRIDE  
IN THE USA SINCE 1949





**In the chill of the evening, family and friends gather around the comfort of the fireplace, making your home aglow with life.**

There's nothing quite as comforting and relaxing that invites you to have down time as a fireplace complete with the beautiful glow created by a Real Fyre® gas log set.

Formulated in more than 60 authentic styles, all Real Fyre® gas log sets are handcrafted, hand painted, and look stunningly realistic. From active natural dancing flames to a glowing bed of lifelike embers, the Real Fyre® Vented Collection is designed to be the highlight of your fireplace. Real Fyre® gas logs improve on the beauty of a wood fire with the instant gratification, convenience and cleanliness of gas.

If a more contemporary look is what you seek, Real Fyre® Glass, Gems, Diamond Nuggets, Fyre Spheres, and River Rock can turn your hearth into the pinnacle of modern style.

With companion accessories such as remote controls, fyrebacks, pine cones, acorns, wood chips, small branches and many other items, you can further enhance the beauty and practicality of your hearth. Real Fyre® Gas Logs are certified/listed to national standards, and come with the best warranty in the industry.

Real Fyre® has been providing comfort, convenience, and enjoyment for homes for 70 years. Experience the Vented Collection from Real Fyre® and enjoy the splendor and warmth of a wood fire while dramatically reducing air pollutants. Burning Real Fyre® gas logs, instead of wood, preserves precious forest resources for generations to come. Be captivated by the Real Fyre® experience...

**... What a Fire is Meant To Be™**

# Premier Series

## G52 Radiant Fyre Burner System



Pictured above: 24" Charred Evergreen Oak gas logs (ENO-24) with G52 burner system.

# Premier Series - G52 Radiant Fyre Burner System

With enticing dancing flames, you can feel the warmth and experience the glow of the Peterson Real Fyre® G52 Radiant Fyre gas log systems. Molded with an exclusive fiber enhanced refractory ceramic mixture, these handcrafted logs showcase the crisp Charred Evergreen Oak, Charred Evergreen Split Oak bark detail, as well as the unique looks of the Burnt Aspen and the Colonial Oak log sets.



Sizes: 18/20", 24", 30"

Charred Evergreen Oak (ENO)



Sizes: 18/20", 24", 30"

Charred Evergreen Split Oak (ENS)



Sizes: 18", 24", 30"

Colonial Oak (COLO)



Sizes: 18/20", 24", 30"

Burnt Aspen (BTA)

## Key Features:

- Exclusive stainless steel booster grid acts as a catalyst to increase the intensity of the fire and the glow of the logs
- Dual-tiered burner system uses fewer BTU's while radiating a higher, robust fire with dancing flames
- Hidden controls are positioned under the burner for a compact footprint to fill your fireplace with flame
- Multiple control options for indoor burner include:
  - Electronic valve w/ Intermittent Pilot Ignition (IPI) & variable flame height control via remote (-2VT)\*
  - Electronic valve w/ Intermittent Pilot Ignition (IPI) & ON/OFF remote control (-02)\*
  - Millivolt valve w/ standing pilot & variable flame height control via remote (-17)\*
  - Manual valve w/ standing pilot (-A)
  - Match-lit (Natural Gas only)
- For use with Natural Gas or Propane
- Burner available in 18/20" and 24/30" sizes
- Compatible with our unique fiber enhanced ceramic refractory mix Charred Evergreen Oak (ENO), Charred Evergreen Split Oak (ENS), Colonial Oak (COLO), & Burnt Aspen (BTA) gas logs; in sizes 18/20", 24", and 30"



Shown: G52-24/30-NA-SS

**For Outdoor Applications**

Decorative Heat Shield Included  
(-2VT, -02, & -17 valves only)



Shown: G52-24/30-2VT

\* May be used in Manual Mode

# Premier Series

## G31 3-Tiered Burner System



Pictured above: 24" Mountain Crest Oak gas logs (MCO-24) with G31 burner system.

# Premier Series - G31 3-Tiered Burner System

The Real Fyre® G31 three(3)-tiered burner system creates high and full-bodied flame...while using fewer BTU's than other vented burner systems. This burner has 2 specially designed log sets...PLUS it is also compatible with 7 additional gas log sets from the Real Fyre® Vented Charred Series Collection.



Sizes: 18", 24", 30", 33", 39"

Mountain Crest Oak (MCO)




Sizes: 18", 24", 30", 33", 39"

Mountain Crest Split Oak (MCS)

## Key Features:

- 3-Tiered burner design for high, full-bodied flame...uses fewer BTU's than other vented burners
- Compact footprint to fill your fireplace
- Porcelainized reflective front panel to provide a deeper ember bed reflection
- Multiple control options include:
  - Electronic valve w/ Intermittent Pilot Ignition (IPI) & variable flame height control via remote (-2VT)\*
  - Electronic valve w/ Intermittent Pilot Ignition (IPI) & ON/OFF remote control (-02)\*
  - Millivolt valve w/ standing pilot & variable flame height control via remote (-17)\*
  - Manual valve w/ standing pilot (-A)
  - Match-lit (Natural Gas only)
- For use with Natural Gas or Propane
- Burner available in 18/20", 24/30", and 33/39" sizes
- Exclusively designed log sets include: Mountain Crest Oak (MCO) and Mountain Crest Split Oak (MCS); sizes 18", 24", 30", 33", and 39"

Decorative Heat Shield Included  
(-2VT, -02, & -17 valves only)



Shown: G31-24/30-17

Reflective Front Panel

\* May be used in Manual Mode

Burner system also **compatible with 7 additional gas log sets** from the Charred Series Vented Collection.



Charred Angel Oak (CHNA)



Charred Angel Split Oak (CHNS)



Charred Oak (CHD)



Charred Split (CHS)



Charred American Oak (CHAO)



Charred Royal English Oak (CHB)



Charred Mountain Birch (CHMBW)

# Premier Series

## Gas Log Sets & Flame Enhancer Kit



Pictured above: 24" Charred Mountain Birch Enhanced gas logs (CHMBW-24-FE) with G45 burner system.

### Flame Enhanced Logs

Building on the popularity of the optional Flame Enhancer Kit accessory that boosts flame and radiant heat, the new model **FE Flame Enhanced Gas Log Sets** include all the components for an enhanced set-up in one SKU. Multiple sizes available in five popular log styles (CHD, CHMJ, SDP, RDP, CHMBW), each set includes the Flame Enhancer Kit components (ceramic fiber-infused back log, aluminized steel panel and black embers) along with the regular logs for that size. These combinations offer more economical ways to provide flame enhanced performance in a new installation.



#### Additional Enhanced Gas Logs (not pictured):

- Charred Oak Enhanced (**CHD-\*\*-FE**) / Sizes: 18/20", 24", 30"
- Split Oak Designer Plus (**SDP-\*\*-FE**) / Sizes: 18", 20", 24", 30"
- Golden Oak Designer Plus (**RDP-\*\*-FE**) / Sizes: 18", 20", 24", 30"

# Premier Series - Gas Log Sets & Flame Enhancer Kit

## Charred Cinder Collection

Headlining the Real Fyre Premier Series gas log sets, the new **Charred Cinder Collection** offers a dramatic fire presentation highlighting exposed embers, décor chunks and unique burnt detailing complemented with black embers. The model CNDO oak version leads the way with birch (CNDB) and split oak (CNDS) units following later this Spring. Available in three sizes (18,24,30), the Charred Cinder models are compatible with G4, G45 and G46 burners in natural gas and propane versions.



## Flame Enhancer Kit

Designed to intensify the flame when used with G4 and G45 burners, the new Flame Enhancer Kits complement selected log sets (now including White Birch logs) ranging from 18" to 36". Available in four sizes, the kit uses a aluminized steel panel and ceramic fiber-infused back log to boost flame and radiant heat.

### Installation



# Signature Series

G4, G45, & G46 Burner Systems

## COMPLETE SYSTEM

All of our gas logs are steel reinforced for longer life.



**Gas Logs**



(CHAO-Charred American Oak shown)



**Steel Grate**



**Glowing Embers**



**Optional Control Valves**  
(SPK-26 shown)

**White Sand (NG)  
or  
Vermiculite (LP)**

**Burner Pan**  
(G45-24 shown)



# Signature Series - G4, G45, & G46 Burner Systems

The Signature Series collection of gas log burner systems offers the most versatile and comprehensive lineup in the industry. Each burner design is meticulously engineered to enhance and maximize the beauty and realism of every Real Fyre® product.

From match-lit G4 burners to ANSI certified G45 and self-contained G46 burners, you'll be sure to find the right burner for your unique application. Most burners are available in Natural Gas or Propane and are compatible with the Signature Series Charred, Designer, and Classic Gas Log Sets (pages 12-16).

## G4 & GX4 Glowing Ember Burner

- Classic, single burner set-up
- Compatible with most Real Fyre® log styles and controls
- The GX4 models (and sizes over 36") include a heavy-duty grate
- Sizes: 12", 16/19", 18/20", 24", 30", 36", 42", 48", & 60"



## G45 & GX45 Triple T Burners\*

- Features an H-burner setup to enhance the ember bed
- Compatible with most Real Fyre® log styles and controls
- ANSI certified models available with multiple factory-installed safety valves (models up-to 36" only)
- The GX45 models (and sizes over 36") include a heavy-duty grate
- Sizes: 16/19", 18/20", 24", 30", 36", 42", 48", & 60"



## G45-\*\*-SS\* Stainless Steel Triple T Burner\*

- Stainless steel construction ideal for outdoor use
- Features an H-burner setup to enhance the ember bed
- Compatible with most Real Fyre® log styles
- Sizes over 36" include a heavy-duty grate
- Sizes: 16/19", 18/20", 24", 30", 36", 42", 48", & 60"
- Optional Stainless Steel Grate available for purchase in sizes: 18", 24", & 30"

### For Outdoor Applications



## G46 Advanced Glowing Ember Burner\*

- Features an H-burner setup with hidden installed controls
- Uses less BTU's while still providing a lively flame
- Compatible with most Real Fyre® log styles
- ANSI certified models available with multiple factory-installed safety valves
- Sizes: 18/20", 24", & 30"



\* These burners are shown with optional control system.

# Signature Series

## Charred Gas Log Sets



Pictured above: 30" Charred Majestic (CHMJ-30) gas logs with G45 burner system.

Like an artist who can bring the beauty of nature to life, Real Fyre® artisans work from real wood samples to meticulously recreate the intricate bark detail and natural coloration of deeply charred wood. The burned-through centers of the resulting log sets—from the Charred American Oak to the Charred Majestic Oak—reveal the brilliance and fiery heart of a robust, long-burning fire.

The **Charred Series** from Real Fyre®, experience the pinnacle of realism...so real you can almost smell the wood.



Sizes: 16", 18/20", 24", 30"

Charred Oak (CHD)



Sizes: 18/20", 24", 30", 36", 42"

Charred Mountain Birch (CHMBW)



Sizes: 18/20", 24", 30"

Charred Rugged Split Oak (CHRRSO)



Sizes: 18/20", 24", 30"

Charred American Oak (CHAO)

# Signature Series - Charred Gas Log Sets

Sizes: 16", 18/20", 24", 30"



Burnt Rustic Oak (HCHR)

Sizes: 18/20", 24", 30", 36"



Charred Split (CHS)

Sizes: 24", 30", 36", 42", 48", 60", 72"



Charred Majestic Oak (CHMJ)

Sizes: 18/20", 24", 30"



Charred Northern (CHN)

Sizes: 18/20", 24", 30"



Charred Angel Oak (CHNA)

Sizes: 18/20", 24", 30"



Charred Angel Split Oak (CHNS)

Sizes: 18/20", 24", 30", 36", 42"



Charred Royal English Oak (CHB)



**BDC-4**

Charred Branches (See page 23)

# Signature Series

## Designer Gas Log Sets



Pictured above: 42" Royal English Oak Designer (BD-42) gas logs with G45 burner system.

These hand painted originals, modeled from real wood samples, add a touch of elegance to your home. The quality and design of the Real Fyre® **Designer Series** captures the realism, texture, and subtle nuance of nature's handiwork. Experience the Designer Series from Real Fyre® and enjoy what's worth remembering.

Sizes: 16", 18", 24", 30", 36", 42"



Rustic Oak Designer (HRD)

Sizes: 24", 30", 36"



Gnarled Split Oak (GSO)

Sizes: 18", 24", 30"



White Birch (WB)

Sizes: 18", 20", 24", 30", 36"



Split Oak Designer Plus (SDP)

Sizes: 12", 16", 18", 20", 24", 30", 36", 42", 48", 60"



Golden Oak Designer Plus (RDP)

# Signature Series - Designer Gas Log Sets



Rugged Forest Split (**RFS**)



Chestnut Oak (**CN**)



American Oak (**AO**)



Split Oak (**S**)



Rugged Split Oak (**RRSO**)



Mountain Birch (**MBW**)



Royal English Oak Designer (**RD**)



Woodland Oak (**WO**)

# Signature Series

## Classic Gas Log Sets



Pictured above: 24" Rugged Oak (RR0-24) gas logs with G4 burner system.

Since originating the gas log set 75 years ago, Real Fyre® has grown to offer the broadest selection of log sets to enhance the home, and the most innovative technologies to safeguard the environment. Through it all, the **Classic Series** has withstood the test of time with traditional favorites, like Golden Oak, which will always be in style. Experience the Classic Series from Real Fyre® and experience what's new again.

Sizes: 16", 18", 24", 30", 36", 42"



Rustic Oak (HR)

Sizes: 18", 20", 24", 30"



Post Oak (PO)

Sizes: 18", 24", 30"



Rugged Oak (RR0)

Sizes: 12", 16", 18", 20", 24", 30", 36", 42"



Golden Oak (R)

Sizes: 18", 24", 30", 36"



Coastal Driftwood (CDR)

Sizes: 18", 24", 30", 36", 42"



Royal English Oak (RE)

# Signature Series - See-Thru Burner and Gas Log Sets



Sizes: 16", 18/20", 24", 30"

Charred Oak,  
See-Thru (CHD-2-)



Sizes: 18/20", 24", 30"

Charred Rugged Split Oak,  
See-Thru (CHRSO-2-)



Sizes: 18/20", 24", 30"

Charred American Oak,  
See-Thru (CHAO-2-)



Sizes: 18", 24", 30"

American Oak, See-Thru  
(AO-2-)



Sizes: 16", 18", 20", 24", 30", 36", 42", 48", 60"

Golden Oak Designer Plus,  
See-Thru (RDP-2-)



Sizes: 18", 24", 30"

Rugged Split Oak, See-Thru  
(RRSO-2-)

Unique in their design and purpose, the specialty sets are crafted to meet the needs of specific fireplace types. Now, whatever the experience you hope to spark, Real Fyre can make it a reality. Experience a Specialty Set from Real Fyre and experience what's special.

## G45-2 & GX45-2 See-Thru Triple T Burners\*

- Features a "triple" burner setup to enhance the ember beds
- Ideal for see-thru, peninsula, or island fireplaces
- Compatible with most See-Thru Real Fyre® log styles
- ANSI certified models available with multiple factory-installed safety valves (models up-to 36" only)
- The GX45-2 models (and sizes over 36") include a heavy-duty grate
- Sizes: 16", 18/20", 24", 30", 36", 42", 48", & 60"



For Outdoor  
Applications

### Additional See-Thru Sets (not pictured):

- Charred Royal English Oak, See-Thru (CHB-2-) / Sizes: 18/20", 24", 30", 36", 42"
- Split Oak Designer Plus, See-Thru (SDP-2-) / Sizes: 18", 20", 24", 30", 36"
- Mountain Birch, See-Thru (MBW-2-) / Sizes: 18", 24", 30"
- Golden Oak, See-Thru (R-2-) / Sizes: 16", 18", 20", 24", 30", 36", 42"
- Coastal Driftwood, See-Thru (CDR-2-) / Sizes: 18", 24", 30", 36"



# Contemporary Series

P45 Pan Burner



Pictured above: 24" Epic Black Mixed Select Fyre Spheres (FSM-24-EB) with P45 burner system.

# Contemporary Series - P45 Burner & Compatible Media



\* Carrera Marble finish only available in 4" diameter and 24" set size.

### Mixed Select Fyre Spheres Sets

MODEL #	FINISH	18"	24"	30"
FSM-**-EB	Epic Black	●	●	●
FSM-**-GS	Graystone	●	●	●

Pictured: FSM-30-EB, 30" Epic Black Mixed Select Fyre Spheres Set

### Fyre Spheres Sets (4" or 5")

MODEL #	FINISH	18"	24"	30"
FS4-**-EB	Epic Black	●	●	●
FS4-**-GS	Graystone	●	●	●
FS4-**-CM	Carrera Marble		●	
FS5-**-EB	Epic Black	●	●	●
FS5-**-GS	Graystone	●	●	●

Pictured: FS4-24-CM, 24" Carrera Marble Fyre Spheres Set

## Key Features:

- Tapered pan design with H-burner creates a dynamic flame pattern
- Legs to elevate burner pan...(or leave the pan on the floor for more rustic appearance)
- Multiple control options include:
  - Automatic valve with standing pilot, variable flame height, and remote control (-17)
  - Manual valve with standing pilot and variable flame height (-A)
  - Match lit (Natural Gas only, does not include legs)
- Three sizes of burner systems (18", 24", & 30") to fit most wood-burning fireplaces
- Available for use with Natural Gas or Propane
- Compatible with Shoreline gas logs and Fyre Spheres. May also be used with Fyre Glass, Fyre Gems, and Diamond Nuggets.



# Contemporary Series - PB Pan Burner & Contemporary Media

## PB Flame Pan Burners

- Pan burners design allows flames to erupt over the entire pan
- Ideal for see-thru, peninsula, or island fireplaces
- Compatible with most Real Fyre® logs and contemporary media
- ANSI certified models available with multiple factory-installed safety valves (PB models 18/20", 24", & 30" only)
- Sizes: 16", 18", 20", 24", 30", 36", & 42"



## Fyre Spheres

Beautiful Fyre Spheres provide a contemporary alternative to traditional gas logs. These 2", 3", 4", 5", and 6" robust spheres are a striking addition to your fireplace. Wonderfully displayed in the new P45 Dual Pan Burner System which creates a dynamic flame pattern enveloping the spheres. Color choices include **Epic Black** finish, **Graystone** finish and the new **Carrera Marble** finish (available in 4" spheres only).



**6" Spheres**

Epic Black (FS6-4-EB)  
Graystone (FS6-4-GS)



**5" Spheres**

Epic Black (FS5-4-EB)  
Graystone (FS5-4-GS)



**4" Spheres**

Epic Black (FS4-4-EB)  
Graystone (FS4-4-GS)  
Carrera Marble (FS4-4-CM)



**3" Spheres**

Epic Black (FS3-4-EB)  
Graystone (FS3-4-GS)



**2" Spheres**

Epic Black (FS2-4-EB)  
Graystone (FS2-4-GS)

## River Rock Fyre Stones

The 20-pc. Designer River Rock Fyre Stones feature a "hand speckled" finish to more closely represent the texture and color palette of real river stones. The 10-pc. River Rock set can be ordered as an assorted combination of three available colors (Ivory, Terracotta, or Slate) or as a set of a single color.



**STN-20**

20-pc. Designer River Rock Fyre Stones



**STN-10I**

10-pc. River Rock Stones  
Ivory finish



**STN-10T**

10-pc. River Rock Stones  
Terracotta finish



**STN-10**

10-pc. River Rock Stones  
Assorted finishes



**STN-10S**

10-pc. River Rock Stones  
Slate finish

## Creekstones

Creekstones offer the look of small river stones in smooth, rounded shapes that are perfect for contemporary fire presentations. Available in Black, Cloud, Greige (not shown), or a mixture of Cloud and Greige colors.



**CSTN-20-C**

20 lbs. Creekstones, Cloud (Approx. 140 pcs.)



**CSTN-20-CG**

20 lbs. Creekstones, Mixed (Approx. 140 pcs.)



**CSTN-20-B**

20 lbs. Creekstones, Black (Approx. 140 pcs.)

# Contemporary Series - Glass Media

## Fyre Glass and Reflective Fyre Glass

Crushed Fyre Glass shines radiantly throughout your entire fireplace and creates a brilliant fire as flames reflect off the Fyre Glass' multi-faceted surfaces. It is fully tempered "toughened" glass - fire tested up to 1200°F by Peterson's accredited laboratory. Fyre Glass is formulated to stay as radiant as the first day it's installed and can tolerate extreme temperatures without melting or discoloring. Choose one or several of our many available colors to customize your fireplace, or outdoor fire feature.

### Fyre Glass




### Reflective Fyre Glass



## Fyre Gems

Fyre Gems are designed so that your fireplace will glow and sparkle in a sea of vibrant, glistening flame. Their rounded and smooth surfaces reflect the fire, providing a unique hearth experience. Each Fyre Gem is approximately 5/8" in diameter and is manufactured to withstand the extreme heat and temperature variations in the fireplace without melting or discoloring. Choose one or several of our many available colors to customize your fireplace or outdoor fire feature.



## Diamond Nuggets


The newest shapes in contemporary glass are the new Diamond Nuggets. With a unique brilliance, distinct from any other, Real Fyre's® icy Diamond Nuggets set the standard in contemporary style. These crystal-like oversized nuggets radiate a clean, modern feel and are available in seven glittering colors.



Available in a 10 lb bag or a 40 lb container.  
**NOTE: COLORS MAY VARY FROM THOSE SHOWN IN PHOTOS.**

# Safety Valves and Control Options

Choose from a selection of manual, remote control, and Bluetooth control options to best suit your desires.



## Bluetooth Control

Use your smart phone to control your Real Fyre gas logs! Compatible with selected Real Fyre vented ON/OFF controlled burners, the compact battery operated **Real Fyre Bluetooth Control** connects easily to your appliance...then download the app and you're ready to go. Choose oak or white birch wood chunk covers to conceal and protect the receiver in your fireplace.



**NEW**



## Outdoor Commercial Controls

Whether you're upgrading an existing facility or planning a new build, our **Outdoor Commercial Controls** are designed to meet the diverse needs of modern commercial and residential environments. Experience the perfect blend of efficiency, safety, and ease with our cutting-edge control solution.

- For use in Hotels, Resorts, Multi-User Applications, Condos, Apartments, Homes, New Construction.
- Fireplaces, Gas Logs, Gas Controls, Fire Pits, Gas Grills.

(see American Fyre Designs™ catalog for full list of controls)



## EPK-3V(P)-TR

High Capacity, 110V Electronic Valve Kit  
(Compatible w/ **G4**, **G45**, & **G45-2** listed burners)



## EPK-2V(P)-TR

110V Electronic Valve Kit  
(Compatible w/ **G4**, **G45**, & **G45-2** listed burners)



## EPK-2(M)(P)

Auto. Remote Lighting Safety Pilot System  
(Compatible w/ **G4**, **G45**, **G45-2**, & **P** listed burners)



## APK-17(M)(P)

Low Profile, Auto. Safety Pilot System  
(Compatible w/ **G4**, **G45**, **G45-2**, & **P** listed burners)



## APK-15(P)

Auto. Safety Pilot System w/ Variable Remote  
(Compatible w/ **G4**, **G45**, **G45-2**, & **P** listed burners)



## APK-11(M)(P)

Low Profile, Auto. Safety Pilot System  
(Compatible w/ **G4**, **G45**, **G45-2**, & **P** listed burners)



## APK-10(M)(P)

High Capacity, Auto. Safety Pilot System  
(Compatible w/ **G4**, **G45**, **G45-2**, & **P** listed burners)



## SPK-26(P)

Low Profile Safety Pilot System  
(Compatible w/ **G4**, **G45**, **G45-2**, & **P** listed burners)



## AV-17, AV-18, & AV-30

Manual Valves



## VR-2A (shown)

Deluxe variable flame height remote control.  
Thermal control temperature display.

**VR-1A** - Standard variable flame control.



## RR-1A (shown)

Standard on/off remote control.

**RR-2A** - Deluxe on/off remote with thermostatic control.



## WS-1 (shown left)

Wall switch for log set, on/off control.

## WS-2 (shown right)

Wall switch for log set, on/off control w/ timer.

**WS-3** - Wall switch for log set, on/off control.  
Fits: APK-15 & APK-17 w/wire harness WH-01.

# Premium Accessories

Create a cozy and elegant environment in your home with Real Fyre Gas Logs & Premium Accessories. Select from an array of additional branches, wood chunks, acorns, and pine cones.



**PC-4**  
Designer Pine Cones



**AC-6**  
Acorns



**CHA-1**  
Charred Accessory Kit



Wood Chips:  
• **WCH-6** - Charred  
• **WC-6** - Designer



**WCRD-1**  
Wood Chip Ring



**SB-BONUS**  
Birch Bonus Logs



**SD-BONUS**  
Designer Bonus Logs



**SS-BONUS**  
Split Bonus Logs



**BDC-4**  
Charred Branches



**BR-2**  
9" Oak Branches



**CS-10**  
Select White Sand (10 lb. bag)



**LF-15**  
Vermiculite Granules



Lava-Fyre Granules  
• **LF-10** - 10 lb. bag  
• **LF-5** - 5 lb. bag



**LFC-10**  
Lava-Fyre Coals (10 lb. bag)



**EB-1**  
Black Embers



**EM-1**  
Ember Glow



**EM-1S**  
Super Embers  
(Includes Bryte Coals)



**EM-11**  
Bryte Coals



**WCDC-1**  
Wood Chunk Decor Cover  
(Hides remote receiver)



**PCDC-1**  
Pine Cone Decor Cover  
(Hides remote receiver)



**WCBC-1**  
Charred Birch Decorative Cover



**WCAB-1**  
Charred Birch Decorative  
Wood Chunk



**Log Lighters** (Natural Gas only)  
• **LG-1** - Rigid Single Gas log lighter  
• **LC-1** - 14" Cast Iron log lighter



Lava Stones  
• **LVS-35** - 35 lb. box  
• **LVS-15** - 15 lb. box

## DECOR PACKS



**HDK-1**  
Decor Pack



**DP-2**  
Decor Pack



**DP-7**  
Decor Pack (Featuring Bryte Coals)



**DP-5**  
Decor Pack



**RK-1**  
Refresh Kit (Natural Gas)

# Fyrebacks & Burner BTU Ratings

The Real Fyre® collection of Fyrebacks is specially designed to augment the flame reflection in your fireplace while providing a functional backdrop for your fire logs or Contemporary Alternative products. Contemporary or Traditional styles are available in either satin stainless steel, polished stainless steel, or a black porcelain finish.



**FBS-24** (Satin Stainless)

## Traditional Fyrebacks

FINISHES	SMALL	MEDIUM	LARGE	X-LARGE
Satin Stainless	<b>FBS-18</b>	<b>FBS-24</b>	<b>FBS-30</b>	<b>FBS-36</b>
Polished Stainless	<b>FBSP-18</b>	<b>FBSP-24</b>	<b>FBSP-30</b>	<b>FBSP-36</b>
Black Porcelain	<b>FBSB-18</b>	<b>FBSB-24</b>	<b>FBSB-30</b>	<b>FBSB-36</b>



**FBCB-24** (Black Porcelain)

## Contemporary Fyrebacks

FINISHES	SMALL	MEDIUM	LARGE	X-LARGE
Satin Stainless	<b>FBC-18</b>	<b>FBC-24</b>	<b>FBC-30</b>	<b>FBC-36</b>
Polished Stainless	<b>FBCP-18</b>	<b>FBCP-24</b>	<b>FBCP-30</b>	<b>FBCP-36</b>
Black Porcelain	<b>FBCB-18</b>	<b>FBCB-24</b>	<b>FBCB-30</b>	<b>FBCB-36</b>

## Premier Series Burner Systems BTU Chart (BTU x 1000)

BURNER SYSTEM	18/20"		24/30"		33/39"	
	NG	LP	NG	LP	NG	LP
<b>G52</b> (with Assembled Valve) **	<b>46</b>	<b>36</b>	<b>55</b>	<b>46</b>	--	--
<b>G52</b> (Match Lit) **	<b>46</b>	--	<b>55</b>	--	--	--
<b>G31</b> (with Assembled Valve) **	<b>55</b>	<b>40</b>	<b>65</b>	<b>50</b>	<b>85</b>	<b>60</b>
<b>G31</b> (Match Lit) **	<b>55</b>	--	<b>65</b>	--	<b>85</b>	--

## Signature Series Burner Systems BTU Chart (BTU x 1000)

BURNER SYSTEM	12"		16/19"		18/20"		24"		30"		36"		42"		48"		60"*	
	NG	LP	NG	LP	NG	LP	NG	LP	NG	LP	NG	LP	NG	LP	NG	LP	NG	LP
<b>G4</b>	<b>25</b>	<b>25</b>	<b>39</b>	<b>39</b>	<b>75</b>	<b>50</b>	<b>90</b>	<b>65</b>	<b>90</b>	<b>65</b>	<b>120</b>	<b>90</b>	<b>130</b>	<b>110</b>	<b>145</b>	<b>115</b>	<b>150</b>	<b>120</b>
<b>G45</b>	--	--	<b>39</b>	<b>39</b>	<b>75</b>	<b>50</b>	<b>90</b>	<b>65</b>	<b>90</b>	<b>65</b>	<b>120</b>	<b>90</b>	<b>130</b>	<b>110</b>	<b>145</b>	<b>115</b>	<b>150</b>	<b>120</b>
<b>G45</b> (with Assembled Valve) **	--	--	<b>40</b>	<b>30</b>	<b>70</b>	<b>45</b>	<b>90</b>	<b>65</b>	<b>90</b>	<b>75</b>	<b>95</b>	<b>75</b>	--	--	--	--	--	--
<b>G45</b> (Stainless Steel Pan, Match Lit)	--	--	<b>40</b>	--	<b>75</b>	--	<b>90</b>	--	<b>90</b>	--	<b>120</b>	--	<b>130</b>	--	<b>145</b>	--	<b>150</b>	--
<b>G45</b> (See-Thru)	--	--	<b>45</b>	<b>35</b>	<b>80</b>	<b>65</b>	<b>90</b>	<b>75</b>	<b>90</b>	<b>75</b>	<b>130</b>	<b>100</b>	<b>150</b>	<b>120</b>	<b>170</b>	<b>130</b>	<b>190</b>	<b>140</b>
<b>G45</b> (See-Thru w/ Assembled Valve) **	--	--	<b>50</b>	<b>35</b>	<b>85</b>	<b>60</b>	<b>105</b>	<b>70</b>	<b>110</b>	<b>90</b>	<b>110</b>	<b>90</b>	--	--	--	--	--	--
<b>G46</b> **	--	--	--	--	<b>40</b>	<b>40</b>	<b>55</b>	<b>55</b>	<b>65</b>	<b>65</b>	--	--	--	--	--	--	--	--
<b>P45</b> (with Assembled Valve)	--	--	--	--	<b>43</b>	<b>36</b>	<b>65</b>	<b>55</b>	<b>84</b>	<b>70</b>	--	--	--	--	--	--	--	--
<b>P45</b> (Match Lit)	--	--	--	--	<b>43</b>	--	<b>65</b>	--	<b>84</b>	--	--	--	--	--	--	--	--	--

### Real Fyre® Vented Gas Log Sets Limited Warranty Highlights

All Peterson Vented Ceramic Refractory Gas Logs and Fyre Spheres are warranted for as long as you own them (**Lifetime**).

All Peterson Vented Burners are warranted for **Ten (10) Years**.

SPK-26 controls are covered by a **Three (3) Year** "ALL PARTS" warranty; the APK-17 valve is warranted for **Two (2) Years**.

All other Peterson valves, pilots and controls are covered by a **One (1) Year** Limited Warranty (excluding batteries).

**The Robert H. Peterson Co. reserves the right to amend product specifications without prior notice.**



14724 PROCTOR AVE. CITY OF INDUSTRY, CA 91746 • WWW.REALFYRE.COM

Real Fyre® Gas Logs are accepted by national and local building codes and authorities, and are available with one or more of the following listings or certifications: CSA, TWINING CONSULTING, OMNI, ICC.

Proud members of Hearth, Patio and Barbecue Association (HPBA), National Propane Gas Association (NPGA), and National Fireplace Institute (NFI) Advocate.

L-A1-01825

Rev. 00 - 2504081150



AA-650